



**SOLAR WATER &  
BOREHOLE PUMP CHARTS FOR :  
LORENTZ PS1800**

**Brought to you with the compliments of:**

**SOLAR MAN**



**Silver Lakes, Pretoria East, South Africa**

| +27 (0)12 941 1582 | +27 (0)12 809 1525 |

| [Info2@solarm.co.za](mailto:Info2@solarm.co.za) | [www.solarm.co.za](http://www.solarm.co.za) |

# PS1800 C-SJ17-2

## Solar submersible pump system for 6" wells

### Application

- drinking water supply
- pond management
- irrigation
- livestock watering
- pressurizing

### Characteristics

- fast, failure-free installation
- excellent serviceability
- high reliability and life expectancy
- short Return of Investment (ROI) cycle
- lower Total Cost of Ownership (TCO)

### Technical data

Item #	1168
Total dynamic head	max. 16 m
Flow rate	max. 26 m <sup>3</sup> /h
Vmp**	> 102 V
Voc	max. 200 V



### Components

#### Controller: PS1800

- controlling and monitoring
- control inputs for well probe, dry running protection, remote control etc.
- protected against reverse polarity, overload and high temperature
- integrated MPPT (Maximum Power Point Tracking)
- low voltage disconnect for battery operation

#### Motor: ECDRIVE 1200-C

- maintenance-free brushless DC motor
- water filled
- no electronics in the motor
- submersion max. 250 m, IP68
- premium materials

#### Pump end: PE C-SJ17-2

- high reliability and life expectancy
- non-return valve
- premium materials
- optional: dry running protection

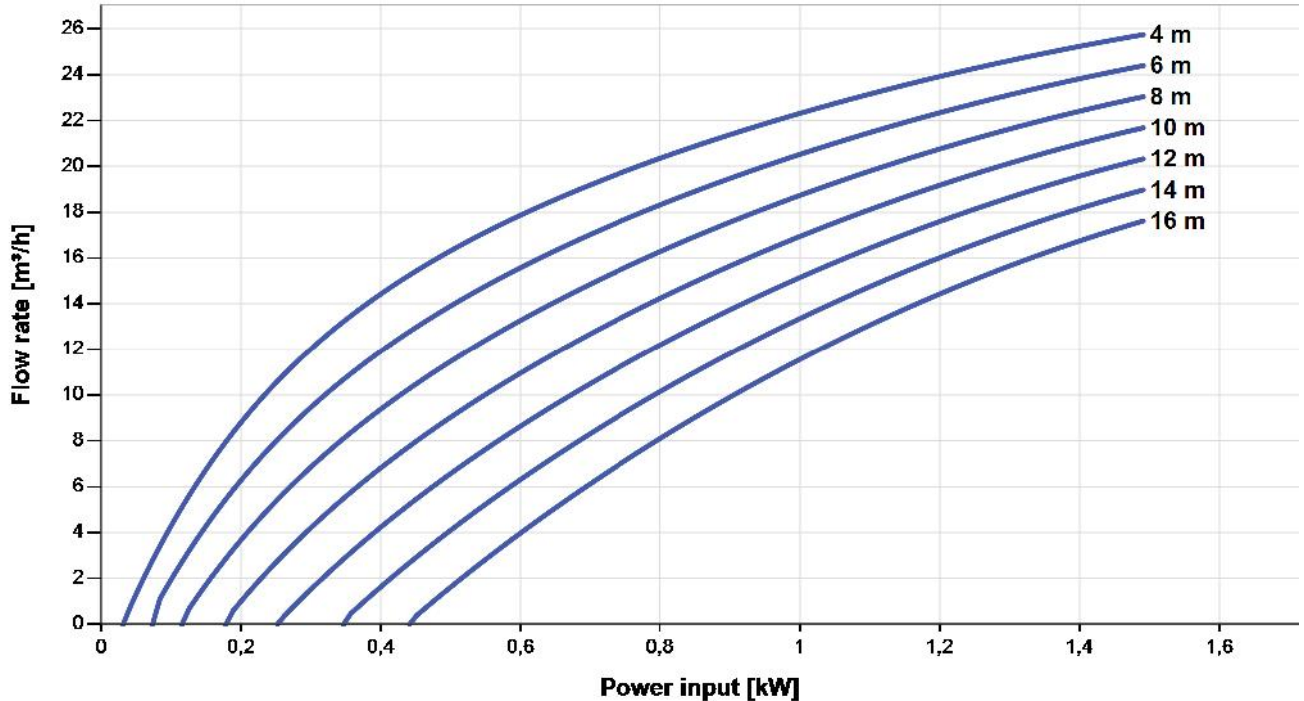


## PS1800 C-SJ17-2

Solar submersible pump system for 6" wells

### Pump chart

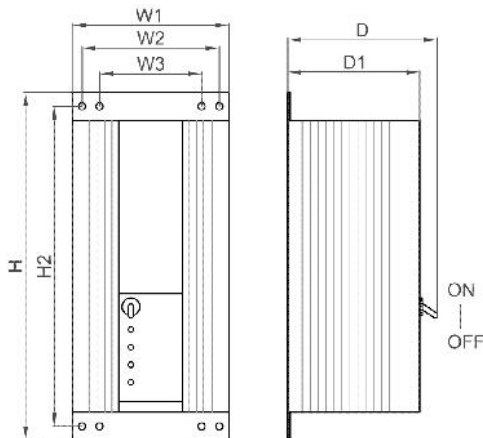
Max. power voltage (Vmp<sup>\*\*</sup>): > 102 V



### Dimensions and weights

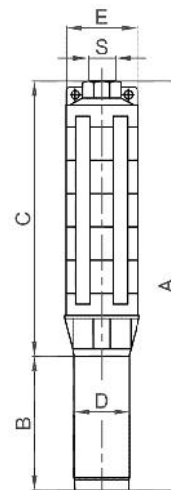
#### Controller

H = 396 mm  
 H2 = 364 mm  
 W1 = 178 mm  
 W2 = 156 mm  
 W3 = 116 mm  
 D = 165 mm  
 D1 = 150 mm



#### Pump unit

A = 577 mm  
 B = 185 mm  
 C = 392 mm  
 D = 96 mm  
 E = 133 mm  
 S = 2,5 in



	net weight	packaging	shipping volume	gross weight
Controller	4,5 kg	450x250x240 mm	0,027 m <sup>3</sup>	5,2 kg
Pump unit	16 kg	650x160x150 mm	0,016 m <sup>3</sup>	16 kg
Motor	7,0 kg	160x140x300 mm	0,007 m <sup>3</sup>	7,3 kg
Pump end	8,5 kg	650x160x150 mm	0,016 m <sup>3</sup>	9,0 kg

\*Max. flow rate at min. recommended head

\*\*Vmp: max. power voltage under Standard Test Conditions (STC): AM = 1.5, E = 1000 W/m<sup>2</sup>, cell temperature 25 °C

# PS1800 C-SJ30-1

## Solar submersible pump system for 6" wells

### Application

- drinking water supply
- pond management
- irrigation
- livestock watering
- pressurizing

### Characteristics

- fast, failure-free installation
- excellent serviceability
- high reliability and life expectancy
- short Return of Investment (ROI) cycle
- lower Total Cost of Ownership (TCO)

### Technical data

Item #	1172
Total dynamic head	max. 10 m
Flow rate	max. 49 m <sup>3</sup> /h
Vmp**	> 102 V
Voc	max. 200 V



### Components

#### Controller: PS1800

- controlling and monitoring
- control inputs for well probe, dry running protection, remote control etc.
- protected against reverse polarity, overload and high temperature
- integrated MPPT (Maximum Power Point Tracking)
- low voltage disconnect for battery operation

#### Motor: ECDRIVE 1200-C

- maintenance-free brushless DC motor
- water filled
- no electronics in the motor
- submersion max. 250 m, IP68
- premium materials

#### Pump end: PE C-SJ30-1

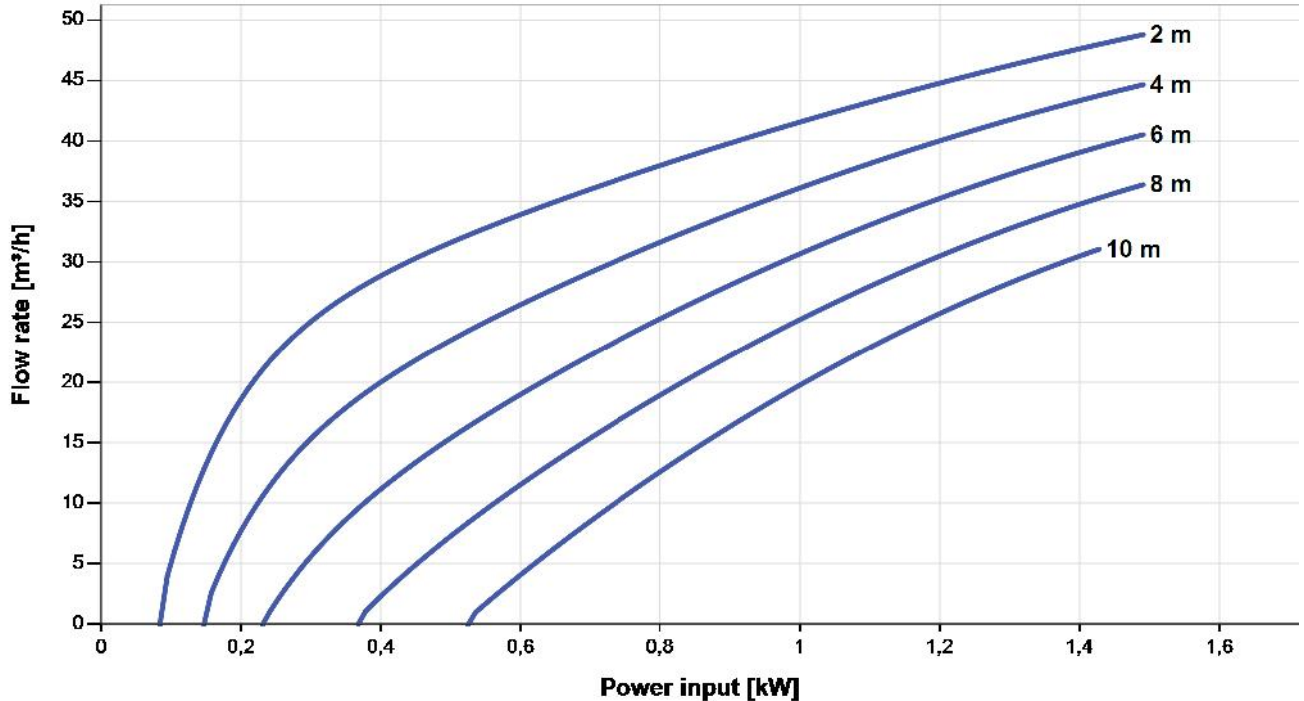
- high reliability and life expectancy
- non-return valve
- premium materials
- optional: dry running protection

# PS1800 C-SJ30-1

## Solar submersible pump system for 6" wells

### Pump chart

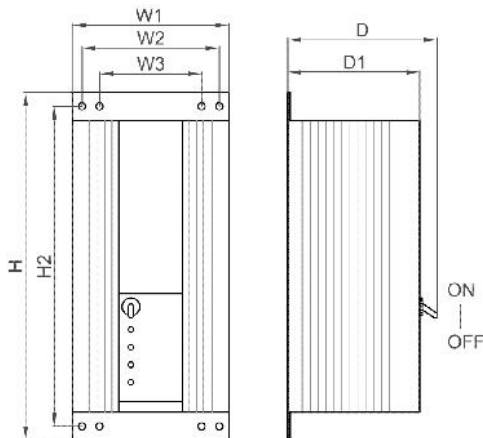
Max. power voltage (Vmp<sup>\*\*</sup>): > 102 V



### Dimensions and weights

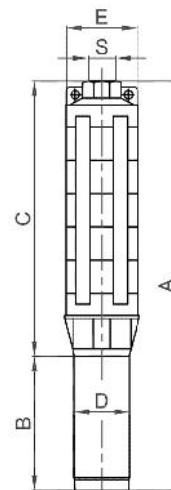
#### Controller

H = 396 mm  
 H2 = 364 mm  
 W1 = 178 mm  
 W2 = 156 mm  
 W3 = 116 mm  
 D = 165 mm  
 D1 = 150 mm



#### Pump unit

A = 549 mm  
 B = 185 mm  
 C = 364 mm  
 D = 96 mm  
 E = 133 mm  
 S = 3 in



	net weight	packaging	shipping volume	gross weight
Controller	4,5 kg	450x250x240 mm	0,027 m <sup>3</sup>	5,2 kg
Pump unit	15 kg	650x160x150 mm	0,016 m <sup>3</sup>	15 kg
Motor	7,0 kg	160x140x300 mm	0,007 m <sup>3</sup>	7,3 kg
Pump end	7,5 kg	650x160x150 mm	0,016 m <sup>3</sup>	8,0 kg

\*Max. flow rate at min. recommended head

\*\*Vmp: max. power voltage under Standard Test Conditions (STC): AM = 1.5, E = 1000 W/m<sup>2</sup>, cell temperature 25 °C

# PS1800 C-SJ42-1

## Solar submersible pump system for 6" wells

### Application

- drinking water supply
- pond management
- irrigation
- livestock watering
- pressurizing

### Characteristics

- fast, failure-free installation
- excellent serviceability
- high reliability and life expectancy
- short Return of Investment (ROI) cycle
- lower Total Cost of Ownership (TCO)

### Technical data

Item #	1176
Total dynamic head	max. 8 m
Flow rate	max. 53 m <sup>3</sup> /h
Vmp**	> 102 V
Voc	max. 200 V



## Components

#### Controller: PS1800

- controlling and monitoring
- control inputs for well probe, dry running protection, remote control etc.
- protected against reverse polarity, overload and high temperature
- integrated MPPT (Maximum Power Point Tracking)
- low voltage disconnect for battery operation

#### Motor: ECDRIVE 1200-C

- maintenance-free brushless DC motor
- water filled
- no electronics in the motor
- submersion max. 250 m, IP68
- premium materials

#### Pump end: PE C-SJ42-1

- high reliability and life expectancy
- non-return valve
- premium materials
- optional: dry running protection

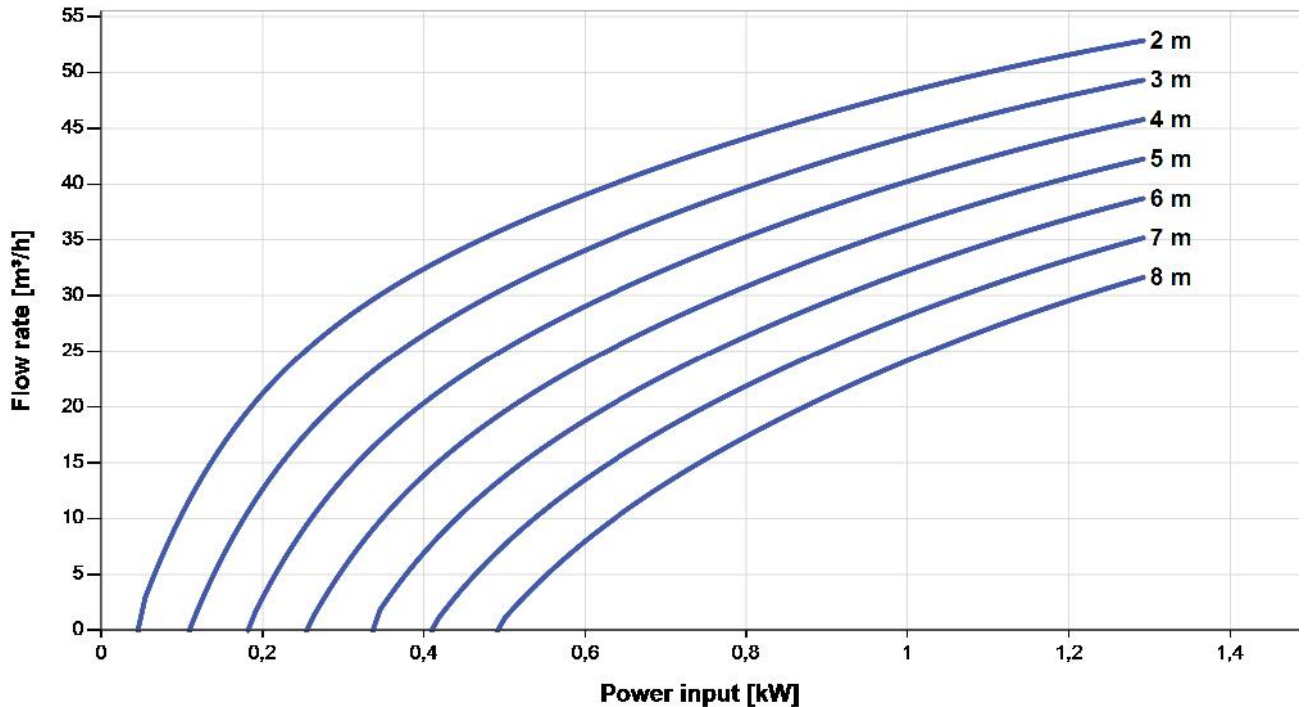


## PS1800 C-SJ42-1

### Solar submersible pump system for 6" wells

#### Pump chart

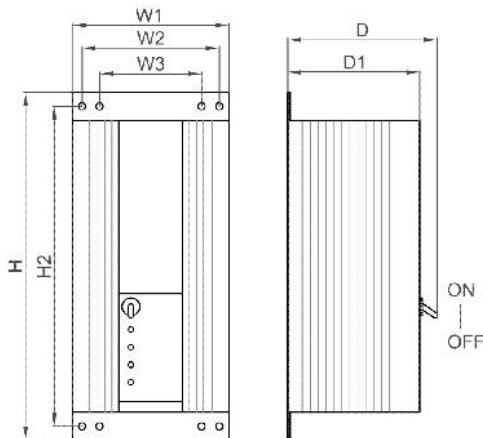
Max. power voltage (Vmp<sup>\*\*</sup>): > 102 V



#### Dimensions and weights

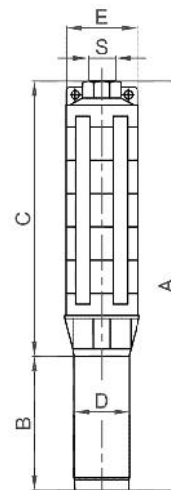
##### Controller

H = 396 mm  
 H2 = 364 mm  
 W1 = 178 mm  
 W2 = 156 mm  
 W3 = 116 mm  
 D = 165 mm  
 D1 = 150 mm



##### Pump unit

A = 565 mm  
 B = 185 mm  
 C = 380 mm  
 D = 96 mm  
 E = 147 mm  
 S = 3 in



	net weight	packaging	shipping volume	gross weight
Controller	4,5 kg	450x250x240 mm	0,027 m <sup>3</sup>	5,2 kg
Pump unit	15 kg	650x160x150 mm	0,016 m <sup>3</sup>	16 kg
Motor	7,0 kg	160x140x300 mm	0,007 m <sup>3</sup>	7,3 kg
Pump end	8,0 kg	1.480x160x180 mm	0,043 m <sup>3</sup>	9,4 kg

\*Max. flow rate at min. recommended head

\*\*Vmp: max. power voltage under Standard Test Conditions (STC): AM = 1.5, E = 1000 W/m<sup>2</sup>, cell temperature 25 °C

# PS1800 HR-05HL

## Solar submersible pump system for 4" wells

### Application

- drinking water supply
- pond management
- irrigation
- livestock watering
- pressurizing

### Characteristics

- fast, failure-free installation
- excellent serviceability
- high reliability and life expectancy
- short Return of Investment (ROI) cycle
- lower Total Cost of Ownership (TCO)

### Technical data

Item #	1178-X
Total dynamic head	max. 250 m
Flow rate	max. 0,97 m <sup>3</sup> /h
Vmp**	> 102 V
Voc	max. 200 V



### Components

#### Controller: PS1800

- controlling and monitoring
- control inputs for well probe, dry running protection, remote control etc.
- protected against reverse polarity, overload and high temperature
- integrated MPPT (Maximum Power Point Tracking)
- low voltage disconnect for battery operation

#### Motor: ECDRIVE 1200-HR

- maintenance-free brushless DC motor
- water filled
- no electronics in the motor
- submersion max. 250 m, IP68
- premium materials

#### Pump end: PE HR-05HL

- high reliability and life expectancy
- non-return valve
- premium materials
- optional: dry running protection

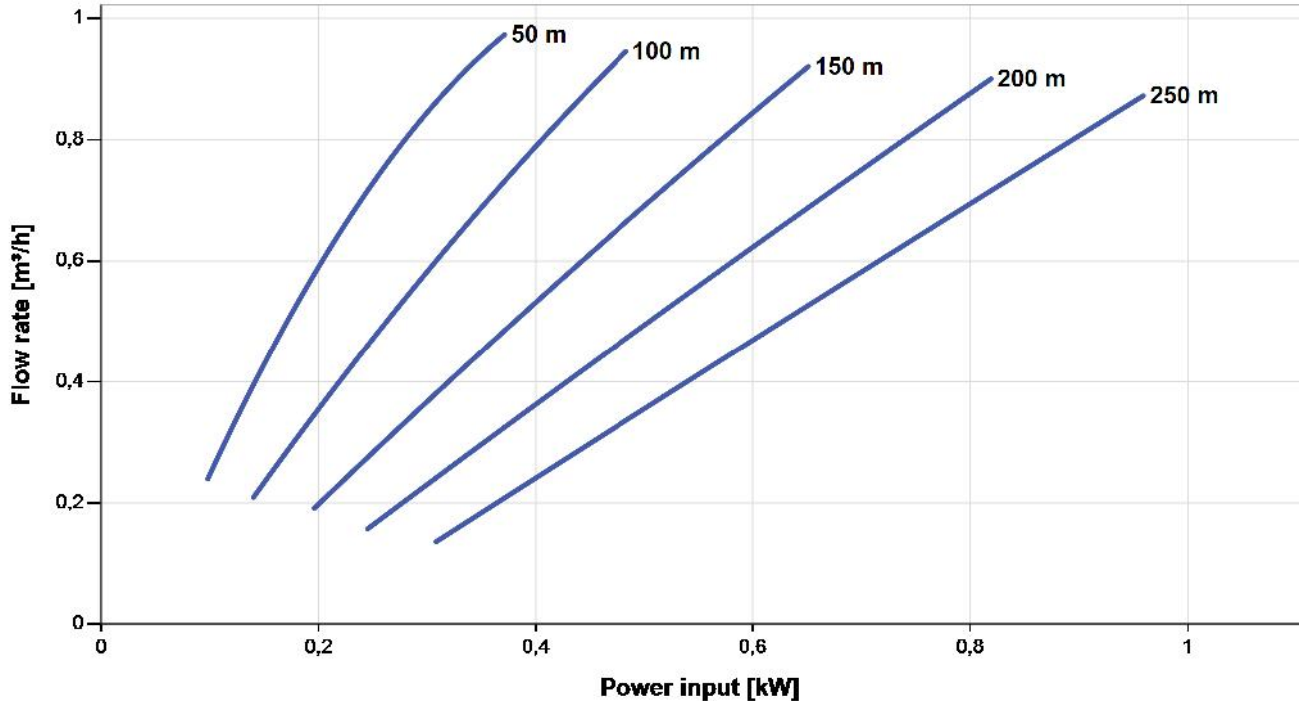


## PS1800 HR-05HL

Solar submersible pump system for 4" wells

### Pump chart

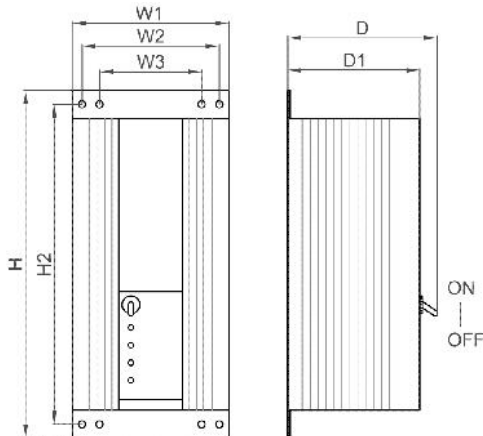
Max. power voltage (Vmp\*\*): > 102 V



### Dimensions and weights

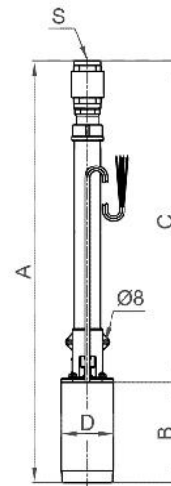
#### Controller

H = 396 mm  
 H2 = 364 mm  
 W1 = 178 mm  
 W2 = 156 mm  
 W3 = 116 mm  
 D = 165 mm  
 D1 = 150 mm



#### Pump unit

A = 879 mm  
 B = 185 mm  
 C = 694 mm  
 D = 96 mm  
 S = 1,25 in



	net weight	packaging	shipping volume	gross weight
Controller	4,5 kg	450x250x240 mm	0,027 m³	5,2 kg
Pump unit	13 kg	970x160x150 mm	0,023 m³	13 kg
Motor	7,0 kg	160x140x300 mm	0,007 m³	7,3 kg
Pump end	5,5 kg	850x160x150 mm	0,020 m³	6,1 kg

\*Max. flow rate at min. recommended head

\*\*Vmp: max. power voltage under Standard Test Conditions (STC): AM = 1.5, E = 1000 W/m², cell temperature 25 °C

\*\*\*Specify water temperature range on order

# PS1800 HR-07H

## Solar submersible pump system for 4" wells

### Application

- drinking water supply
- pond management
- irrigation
- livestock watering
- pressurizing

### Characteristics

- fast, failure-free installation
- excellent serviceability
- high reliability and life expectancy
- short Return of Investment (ROI) cycle
- lower Total Cost of Ownership (TCO)

### Technical data

Item #	1179-X
Total dynamic head	max. 160 m
Flow rate	max. 1,4 m <sup>3</sup> /h
Vmp**	> 102 V
Voc	max. 200 V



### Components

#### Controller: PS1800

- controlling and monitoring
- control inputs for well probe, dry running protection, remote control etc.
- protected against reverse polarity, overload and high temperature
- integrated MPPT (Maximum Power Point Tracking)
- low voltage disconnect for battery operation

#### Motor: ECDRIVE 1200-HR

- maintenance-free brushless DC motor
- water filled
- no electronics in the motor
- submersion max. 250 m, IP68
- premium materials

#### Pump end: PE HR-07H

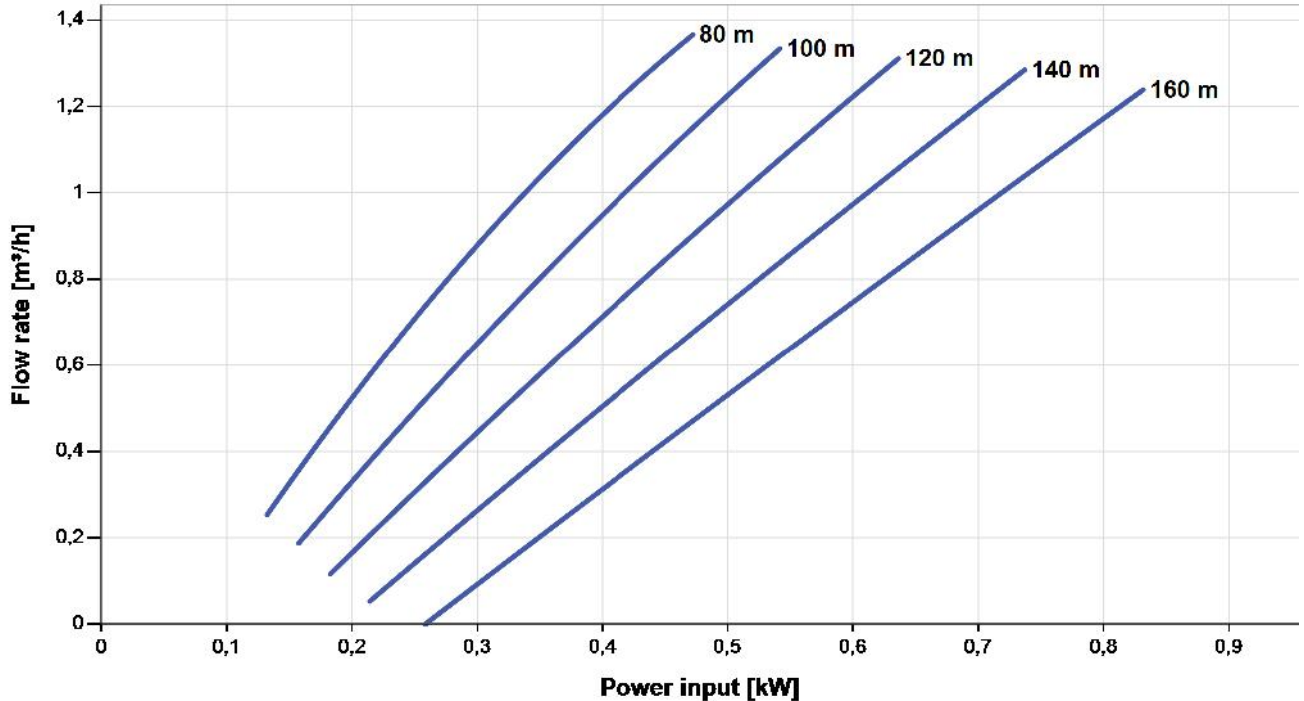
- high reliability and life expectancy
- non-return valve
- premium materials
- optional: dry running protection

## PS1800 HR-07H

Solar submersible pump system for 4" wells

### Pump chart

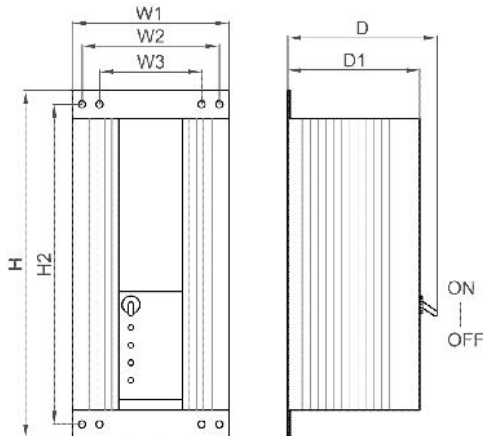
Max. power voltage (Vmp\*\*): > 102 V



### Dimensions and weights

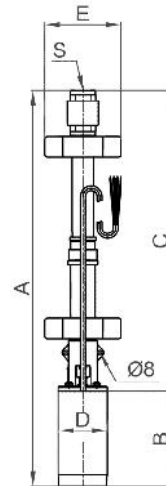
#### Controller

H = 396 mm  
 H2 = 364 mm  
 W1 = 178 mm  
 W2 = 156 mm  
 W3 = 116 mm  
 D = 165 mm  
 D1 = 150 mm



#### Pump unit

A = 771 mm  
 B = 185 mm  
 C = 586 mm  
 D = 96 mm  
 E = 147 mm  
 S = 1,25 in



	net weight	packaging	shipping volume	gross weight
Controller	4,5 kg	450x250x240 mm	0,027 m³	5,2 kg
Pump unit	12 kg	850x160x150 mm	0,020 m³	12 kg
Motor	7,0 kg	160x140x300 mm	0,007 m³	7,3 kg
Pump end	4,5 kg	650x160x150 mm	0,016 m³	5,0 kg

\*Max. flow rate at min. recommended head

\*\*Vmp: max. power voltage under Standard Test Conditions (STC): AM = 1.5, E = 1000 W/m², cell temperature 25 °C

\*\*\*Specify water temperature range on order

# PS1800 HR-23

## Solar submersible pump system for 4" wells

### Application

- drinking water supply
- pond management
- irrigation
- livestock watering
- pressurizing

### Characteristics

- fast, failure-free installation
- excellent serviceability
- high reliability and life expectancy
- short Return of Investment (ROI) cycle
- lower Total Cost of Ownership (TCO)

### Technical data

Item #	1175-X
Total dynamic head	max. 80 m
Flow rate	max. 3,9 m <sup>3</sup> /h
Vmp**	> 102 V
Voc	max. 200 V



### Components

#### Controller: PS1800

- controlling and monitoring
- control inputs for well probe, dry running protection, remote control etc.
- protected against reverse polarity, overload and high temperature
- integrated MPPT (Maximum Power Point Tracking)
- low voltage disconnect for battery operation

#### Motor: ECDRIVE 1200-HR

- maintenance-free brushless DC motor
- water filled
- no electronics in the motor
- submersion max. 250 m, IP68
- premium materials

#### Pump end: PE HR-23

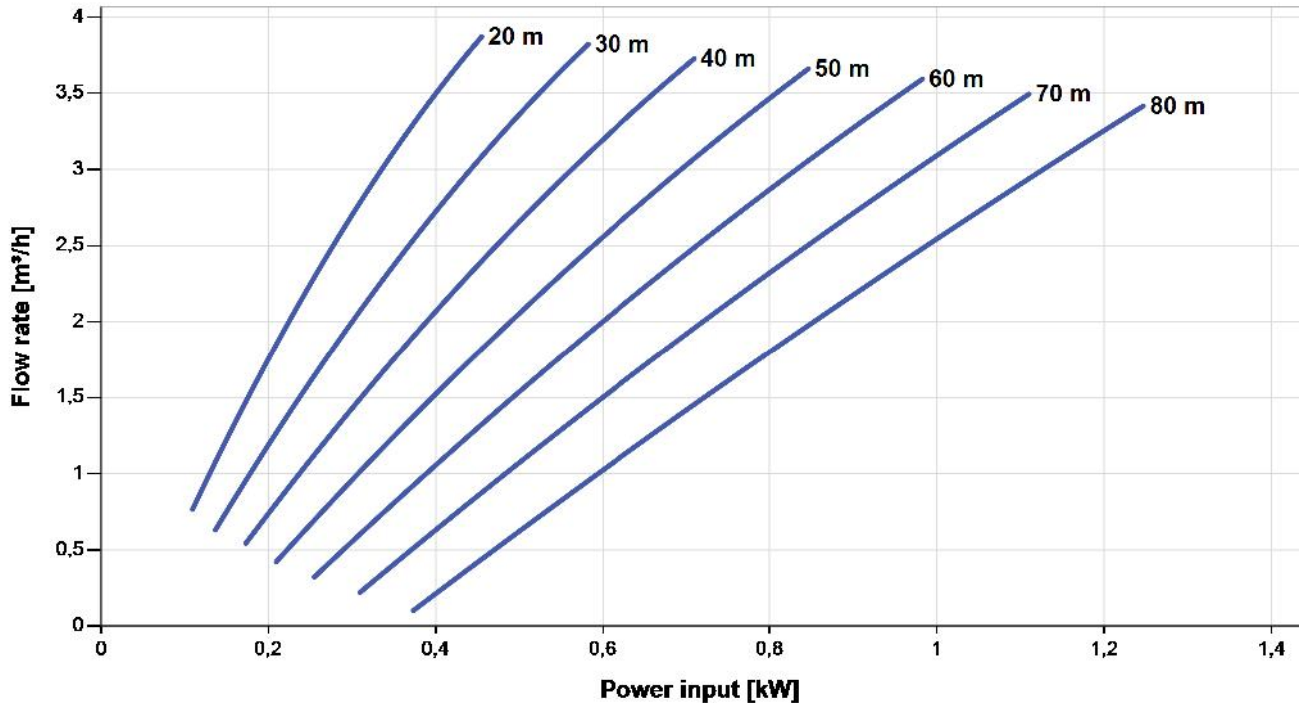
- high reliability and life expectancy
- non-return valve
- premium materials
- optional: dry running protection

## PS1800 HR-23

Solar submersible pump system for 4" wells

### Pump chart

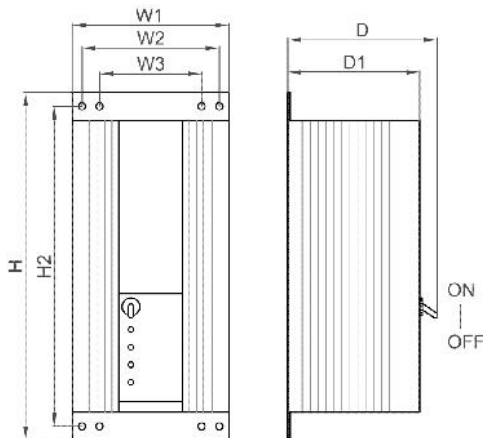
Max. power voltage (Vmp<sup>\*\*</sup>): > 102 V



### Dimensions and weights

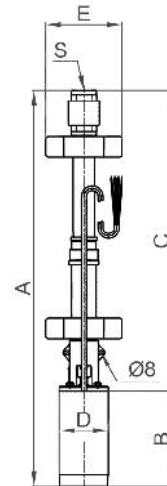
#### Controller

H = 396 mm  
 H2 = 364 mm  
 W1 = 178 mm  
 W2 = 156 mm  
 W3 = 116 mm  
 D = 165 mm  
 D1 = 150 mm



#### Pump unit

A = 771 mm  
 B = 185 mm  
 C = 586 mm  
 D = 96 mm  
 E = 147 mm  
 S = 1,25 in



	net weight	packaging	shipping volume	gross weight
Controller	4,5 kg	450x250x240 mm	0,027 m <sup>3</sup>	5,2 kg
Pump unit	12 kg	850x160x150 mm	0,020 m <sup>3</sup>	12 kg
Motor	7,0 kg	160x140x300 mm	0,007 m <sup>3</sup>	7,3 kg
Pump end	4,5 kg	650x160x150 mm	0,016 m <sup>3</sup>	5,0 kg

\*Max. flow rate at min. recommended head

\*\*Vmp: max. power voltage under Standard Test Conditions (STC): AM = 1.5, E = 1000 W/m<sup>2</sup>, cell temperature 25 °C

\*\*\*Specify water temperature range on order

# PS1800 C-SJ1-25

## Solar submersible pump system for 4" wells

### Application

- drinking water supply
- pond management
- irrigation
- livestock watering
- pressurizing

### Characteristics

- fast, failure-free installation
- excellent serviceability
- high reliability and life expectancy
- short Return of Investment (ROI) cycle
- lower Total Cost of Ownership (TCO)

### Technical data

Item #	1156
Total dynamic head	max. 100 m
Flow rate <sup>†</sup>	max. 2.9 m <sup>3</sup> /h
V <sub>mp</sub> **	> 102 V
V <sub>oc</sub>	max. 200 V
Pump type	centrifugal



### Components

#### Controller: PS1800

- controlling and monitoring
- control inputs for well probe, dry running protection, remote control etc.
- protected against reverse polarity, overload and high temperature
- integrated MPPT (Maximum Power Point Tracking)
- low voltage disconnect for battery operation

#### Motor: ECDRIVE 1200-C

- maintenance-free brushless DC motor
- water-filled
- no electronics in the motor
- submersion max. 250 m, IP68
- premium materials

#### Pump end: PE C-SJ1-25

- high life expectancy
- non-return valve
- premium materials
- optional: dry running protection